



St Bede's
Catholic School
& Sixth Form College

Year 11 Parents' Information Evening 12 September 2023





St Bede's
Catholic School




St Bede's
Catholic School
& Sixth Form College

HOUSEKEEPING





Welcome



St Bede's Prayer

Lord, I place myself and my day into your hands. Help me to remember, in each moment of today, that I belong to a community that shows **compassion**, seeks **justice** and offers **hope**.

I believe that my **choices** are my **responsibility** and I must be **accountable** for my thoughts, words and actions.

I belong to a community that offers **love**, **kindness** and **friendship** to all people.

I believe that every person is my **neighbour** and I will stand in **solidarity** with people of all religions and no religion.

I belong to a community that celebrates me and the gifts and **talents** I have been given.

I believe that by using my gifts and talents, I can strive for **excellence** in all that I do and **inspire** others along the way.

I belong to a community that is **inclusive** and has **Christ** at the heart of all that we do and say.

I believe that it is my mission to make Christ known to others.

I belong to a community of **faith**, **hope** and **love**.

I belong to St. Bede's.




Our Values as a Catholic School

We are a loving and inclusive learning community.

We welcome, respect and support every student and member of staff in our school.

We are aspirational for one another: we bring the best out in others.

We pursue excellence in all areas of school life and for all students.




Updates

Arbor. *New Management Information System. Parent App- key information about your child. Cashless payments.*

Catering. *New Trust BWCET led team. New menu. Quality and range of food much improved. Breakfast now available from 8.00am.*

Environment. *Holistic quality experience for all students. Vinyl wall art. Re-modelling toilets. New dedicated specialised student areas e.g. SEND The Learning Link.*



Respect and Routines Culture

- All members of the school community should be **READY** to learn.
- All members of the school community should be **RESPECTFUL** to one another.
- All members of the school community should behave in a **SAFE** manner at all times.





Bishop Wilkinson

Catholic Education Trust
Through Christ, in Partnership





Key Dates

Date	Event
Monday 9th October	Sixth Form Open Evening
Friday 13th October	Sixth Form Taster Day
From Monday 13th November	Mock Exams
Wednesday 10th January	Grade Sheets
Thursday 11th January	Parents' Evening
From Wednesday 28th February	Mock Exams
Thursday 18th April	Grade Sheets
From Thursday 9th May	External Exams
Week commencing 1st July	Prom



Curriculum

YEAR 11 CURRICULUM PLANS 2023 - 2024



Personal Development

- Health & Wellbeing: self-efficacy, stress management, future opportunities, responsible health choices, staying safe
- Living in the Wider World: application processes, skills, career progression
- Relationships: values, respect, self-worth, staying safe
- Enrichment Opportunities and guest speakers



Revision Techniques

What is revision?

The study of work that you have done, to prepare for an exam.



The Three Rs of Revision

www.internetgeography.net/revision



How can you help?



A quiet study space



Desk or table to revise at



Motivational support



Well-being
healthy diet, sleep, exercise and relax

3 steps to revision

Step 1



Refine It

How?

1. Know what to revise.
2. Prioritise areas to revise.
3. Create a revision plan.

Step 2



Revise It

How?

1. Dual coding
2. Flashcards
3. Mind maps
4. Revision clock

Step 3



Review It

How?

1. Self testing
2. Quizzing
3. Past papers

Get involved



Set realistic boundaries



Provide resources such as blank postcards



Plan with them and revisit topics



Learn with them



Quiz them using their flashcards



Praise/reward them

Refine It- Key Takeaways

What will I try?

Revise It- Key Takeaways

What will I try?

Review It- Key Takeaways

What will I try?

Refine It

The Three Rs of Revision

www.internetgeography.net/revision



How can you help?



A quiet study space



Desk or table to revise at



Motivational support



Well-being
healthy diet, sleep, exercise and relax

3 steps to revision

Step 1



Refine It

How?

1. Know what to revise.
2. Prioritise areas to revise.
3. Create a revision plan.

Step 2



Revise It

How?

1. Dual coding
2. Flashcards
3. Mind maps
4. Revision clock

Step 3



Review It

How?

1. Self testing
2. Quizzing
3. Past papers

Get involved



Set realistic boundaries



Provide resources such as blank postcards



Plan with them and revisit topics



Learn with them



Quiz them using their flashcards



Praise/reward them

Producing a Revision Timetable

REVISION TIMETABLE



TIME	MONDAY	TUESDAY	WEDNESDAY	THURSDAY	FRIDAY	SATURDAY	SUNDAY
9AM							
10AM							
11AM							
12PM							
1PM							
2PM							
3PM							
4PM							
5PM							
6PM							

Personalised Learning Checklists

- Use these to RAG and direct revision.
- Guide self testing & quizzing.

AQA Physics – Energy (Paper 1)				
Topic	Student Checklist	R	A	G
4.1.1 Energy changes in a system, and the ways energy is stored before and after such changes	Define a system as an object or group of objects and state examples of changes in the way energy is stored in a system			
	Describe how all the energy changes involved in an energy transfer and calculate relative changes in energy when the heat, work done or flow of charge in a system <u>changes</u>			
	Use calculations to show on a common scale how energy in a system is redistributed			
	Calculate the kinetic energy of an object by recalling and applying the equation: $[E_k = \frac{1}{2}mv^2]$			
	Calculate the amount of elastic potential energy stored in a stretched spring by applying, but not recalling, the equation: $[E_e = \frac{1}{2}ke^2]$			
	Calculate the amount of gravitational potential energy gained by an object raised above ground level by recalling and applying, the equation: $[E_g = mgh]$			
	Calculate the amount of energy stored in or released from a system as its temperature changes by applying, but not recalling, the equation: $[\Delta E = mc\Delta\theta]$			
	Define the term 'specific heat capacity'			
	<i>Required practical 1: investigation to determine the specific heat capacity of one or more materials.</i>			
	Define power as the rate at which energy is transferred or the rate at which work is done and the watt as an energy transfer of 1 joule per second			
Calculate power by recalling and applying the <u>equations</u> : $[P = E/t \text{ \& } P = W/t]$				
Explain, using examples, how two systems transferring the same amount of energy can differ in power output due to the time taken				
4.1.2 Conservation and dissipation of energy	State that energy can be transferred usefully, stored or dissipated, but cannot be created or destroyed and so the total energy in a system does not change			
	Explain that only some of the energy in a system is usefully transferred, with the rest 'wasted', giving examples of how this wasted energy can be reduced			
	Explain ways of reducing unwanted energy transfers and the relationship between thermal conductivity and energy transferred			
	Describe how the rate of cooling of a building is affected by the thickness and thermal conductivity of its walls			
	<i>Required practical 2: investigate the effectiveness of different materials as thermal insulators and the factors that may affect the thermal insulation properties of a material.</i>			

Revise It

The Three Rs of Revision

www.internetgeography.net/revision



How can you help?



A quiet study space



Desk or table to revise at



Motivational support



Well-being
healthy diet, sleep, exercise and relax

3 steps to revision

Step 1



Refine It

How?

1. Know what to revise.
2. Prioritise areas to revise.
3. Create a revision plan.

Step 2



Revise It

How?

1. Dual coding
2. Flashcards
3. Mind maps
4. Revision clock

Step 3



Review It

How?

1. Self testing
2. Quizzing
3. Past papers

Get involved



Set realistic boundaries



Provide resources such as blank postcards



Plan with them and revisit topics



Learn with them



Quiz them using their flashcards



Praise/reward them

Useful Revision Websites



Best Ways to Revise

1: Flashcards

2: Retrieval Practice

Best ways to revise



Three common revision techniques that are **LEAST** effective in helping you revise are:

- *Highlighting texts
- *Summarising text



Whilst these methods may feel like you are revising, there are many better ways to help you revise.



1 Flashcards

Simply create cards with questions on one side and answers on the other side. You can colour code for specific topics and quiz yourself or others.

Post-its can also be useful for key words and timelines.



Using Flashcards

Use the Leitner Method, using the video below:

<https://youtu.be/C20EvKtdJwQ>  YouTube

You can also create excellent flashcards online using Quizlet which also has an app.



2 Retrieval Practice

Testing what you know is a powerful tool in revision; the effort to remember something really strengthens your memory.

Apps such as Memrise and Quizlet allow you to use or create your own quizzes based on topics.

Create them, test yourself or get someone to test you. It works!

Types

There are a number of types you can create:

- Multiple Choice Questions
- True or False
- Short Explanation Questions
- Odd One Out
- If this is the answer then what is the question?

Best Ways to Revise

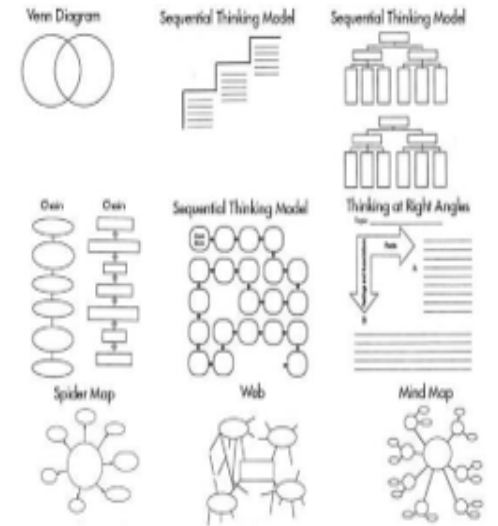
3: Transform It

4: Deliberate Practice

3 Transform It

Graphic organisers are a great way of 'transforming' your notes/information into visual revision topics.

They can be used to create links, show a narrative, identify the causes/consequences and importance of something.



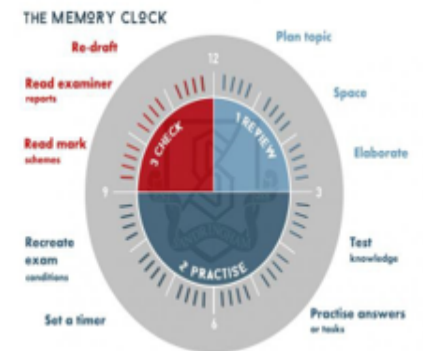
4 Deliberate Practice

Set aside time to practise improving your skills. Choose what you need to do; it must be tough enough to challenge you, and practise, practise, practise!

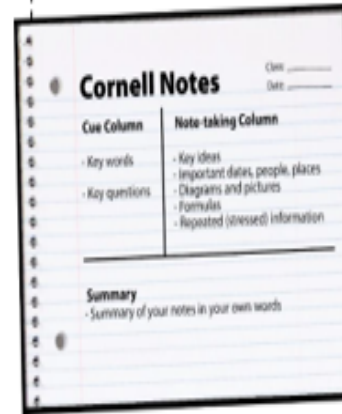
You should focus on something that you are *almost* able to do but *not just yet!*

How to use

1. Use a model answer from the teacher, pull it apart and identify the key parts; then answer a similar question and try to replicate.
2. Study material, complete practice questions in timed conditions; then use your notes to correct / improve your answer. A week later, redo a similar question.




Best Ways to Revise 5: The Cornell Method 6: Interleaving and Spacing




5 The Cornell Method

This method can be used in your revision books as a great method to get you to 'think' about your revision. Simply split your page into 3 sections as shown on the diagram on the left:

- 
- Note Taking
 - Cues
 - Summary

How to use

Use it to summarise a whole topic, theme or concept.



6 Interleaving and Spacing

Don't revise all your topics in one go (cramming). You should revise 'chunks' of a topic for small amounts of time (15 minutes) and then move onto another 'chunk' from a different topic. This will improve your memory!

Sixth Form

Welcoming Sixth Form allowing an easy transition

Ethos of excellence within a caring Catholic setting

Size and range of courses

Outcomes: results and progression

Immense pride in all our Sixth Form students



St Bede's
Catholic School
& Sixth Form College



Sixth Form Students

Friendly, hardworking, positive students

Polite, friendly and respectful to all members of our community

Create fantastic team spirit in social time and social spaces

Create a focused, hardworking atmosphere in the study rooms



St Bede's
Catholic School
& Sixth Form College



Sixth Form is a vibrant, loving community!





St Bede's
Catholic School
& Sixth Form College



St Bede's Sixth Form Open Evening

We would like to invite parents and students of Year 11 to come into school for our **SIXTH FORM OPEN EVENING**:

MONDAY 9th OCTOBER 2023 at 5.30PM – 7.30PM.

During the evening, there will be a presentation covering all aspects of life in Sixth Form, discussion of the subjects on offer with departments, opportunities to meet current Sixth Form students as well as stands from Higher Education/Apprenticeship providers to highlight Post-18 progression opportunities.

Celebrations

- Prom venue: Durham Riverside Cricket Ground, Chester- Le- Street
- 'Class of 24' Prom **provisionally** booked for week commencing 1st July
- Date to be confirmed once cricket fixtures known!

- Prom.Ed - Open Day is Saturday 30th September 10am – 3pm. All suits, dresses and accessories are free to borrow for pupils of the Bishop Wilkinson Trust.
- To book an appointment or to get further details please email promed@bwcet.com



St Bede's
Catholic School
& Sixth Form College



Celebrations

- Prom venue: Durham Riverside Cricket Ground, Chester- Le- Street
- 'Class of 24' Prom **provisionally** booked for week commencing 1st July
- Date to be confirmed once cricket fixtures known!

- Prom.Ed - Open Day is Saturday 30th September 10am – 3pm. All suits, dresses and accessories are free to borrow for pupils of the Bishop Wilkinson Trust.
- To book an appointment or to get further details please email promed@bwcet.com

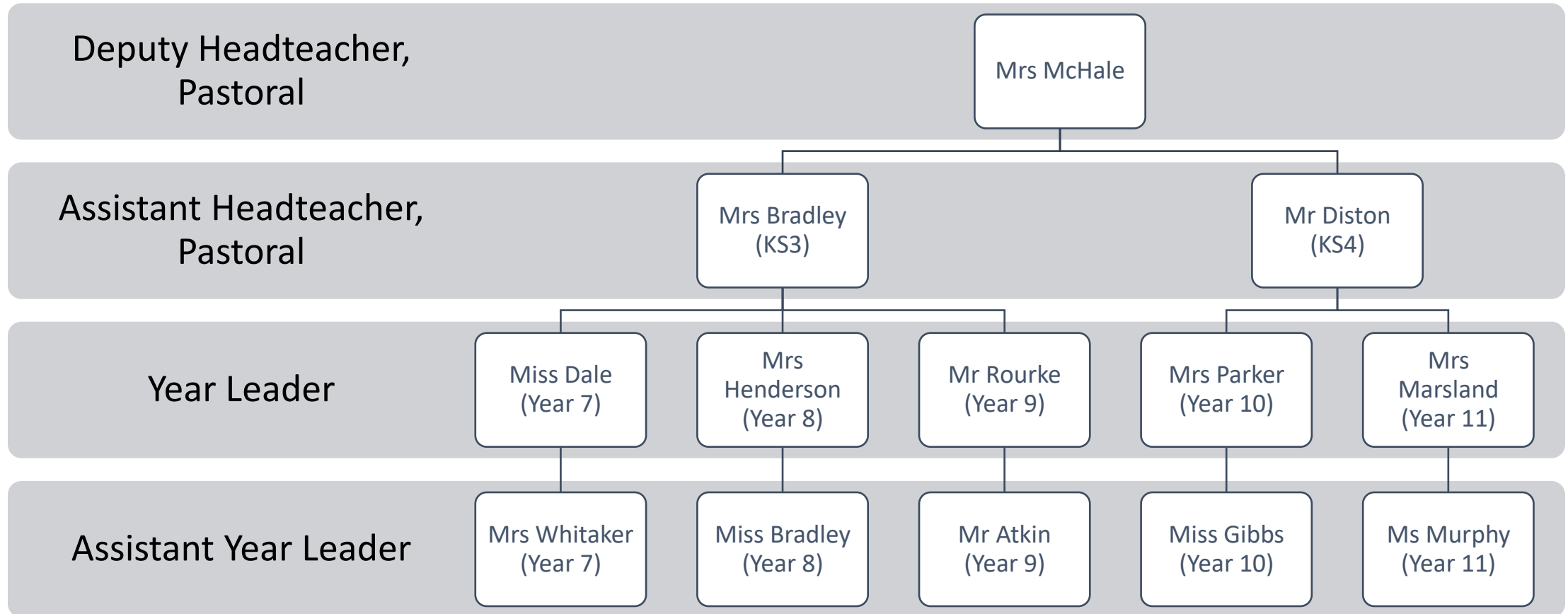


St Bede's
Catholic School
& Sixth Form College



The Pastoral Team-Teaching

Deputy Headteacher Mrs McHale



The Pastoral Team-Support

Role	Staff
Safeguarding	Mrs Meggeson
Attendance Lead	Mrs Joughin
Behaviour Support	Mrs Diston
Pastoral Manager: Home-School	Mrs Taylor
Medical and First Aid	Mrs Stemp
Chaplain	Mrs Eddy
Librarian	Mrs Jiju
Careers advice and guidance	Mrs Jukes





Safeguarding

If you don't feel safe or you're worried about the safety of any member of our school community, our safeguarding team is here to help.



Deputy Designated Safeguarding Leads



Mrs McHale
Designated
Safeguarding Lead



Mrs Bradley



Mr Diston



Mrs Diston



Mr McCarthy



Mrs Meggeson



Mrs Stemp

SEND

SENDCo: Mrs Noon

Assistant: SENDCo Miss Emmerson

SEND: Support Manager Mr Laidler

- Here to support pupils with a range of additional needs.
- Supporting pupils with interventions both in and out of the classroom.
- Making sure all pupils thrive and progress in school.



Mrs Noon
SENDCO



Miss Emmerson
Assistant
SENDCO



Our Social Media



www.facebook.com/stbedeslancheater

St Bede's Catholic School & Sixth Form College