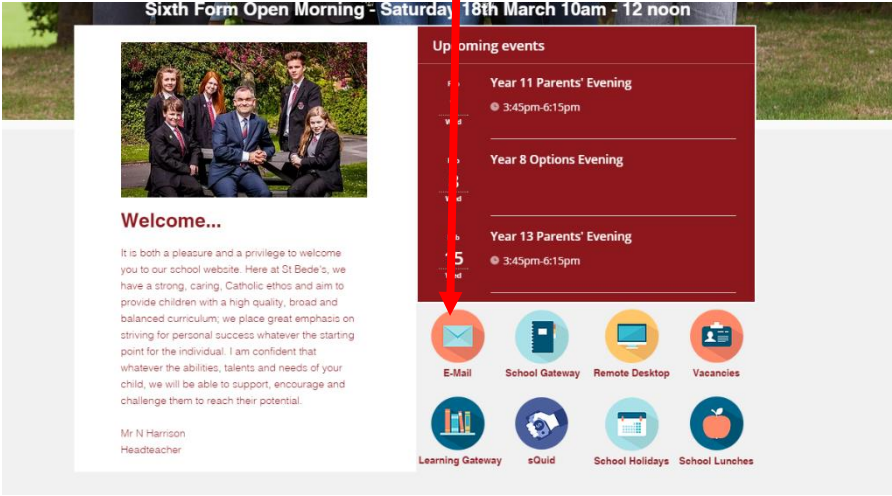
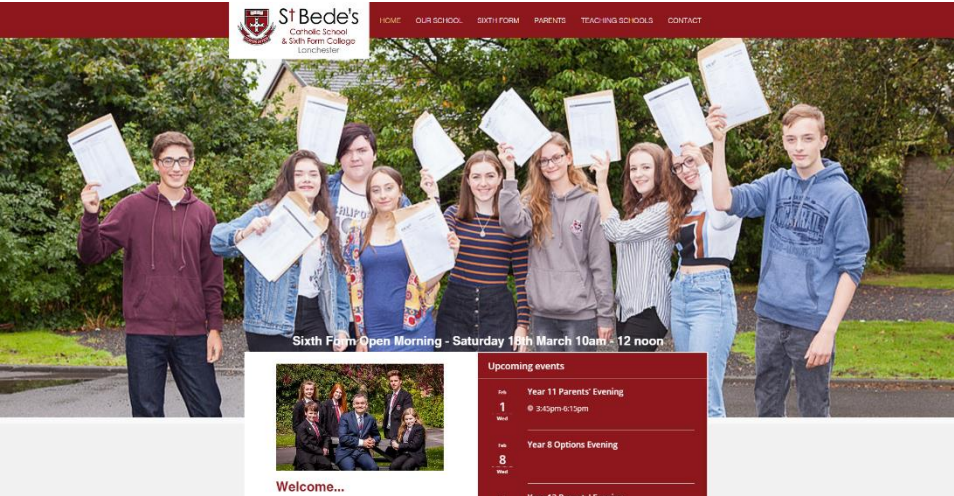



FirstClass From Home

Step One: To access FirstClass Email from home, go to the St Bede's website and scroll down to the e-mail icon the home page.

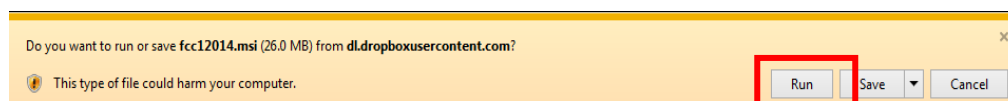


Step Two: Then, in the Staff E-mail Support section, click the download link that is suitable for your device. A download will appear at the bottom of your browser.

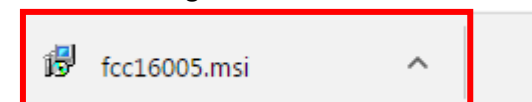


Run the install after is has downloaded.

Internet Explorer



Google Chrome



Step Three: When FirstClass has finished installing, run FirstClass from the desktop shortcut. Once open, click the advanced link at the bottom and then click setup.



Enter into the server field: 217.33.42.200 And click save. You should now be able to log on with the details you have been provided with.

